

PEYOTE SERIES

DIRECTED LIGHT SOLUTIONS FOR GROUND & POLE



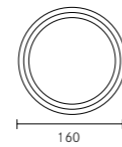
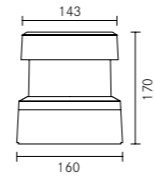
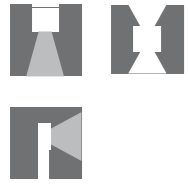
Little bollard granting particularly high lighting performances. This fitting is suitable for the installation on ground, wall or ceiling and it is ideal for the lighting of green areas, halls, façades, and residential areas.


Light sources: eight 1W warm and cool white LED, 23 W fluorescent lamp with E27 socket, 20W MT lamp, with internal wiring.

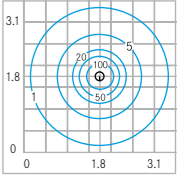
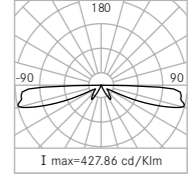
Available with 3 light beams: 360°, 180° and 2x90°. The version with 360° light beam grants a real complete 360° light emission without any shape, thanks to the absence of external supports for the upper cover.


Body: die cast aluminium alloy painted in grey RAL 9006 or dark grey Sablé 100 Noir, after a chromium plating treatment. Diffuser: moulded polycarbonate. The bayonet closure system enables to install the fixture without the need to point it before the installation, thanks to the independence of the fastening flange. The pointing of the product can be easily carried out when the fitting is already fastened. The total absence of external screws makes the product extremely pleasant thanks to its clean shape. For safety reasons, just one nut is present on the body, in order to grant its safe fastening. The version on pole is delivered with cable and water tight connection box. Peyote can be installed by means of expansion screws or metal anchors (available as separate accessory). Integrated wiring.

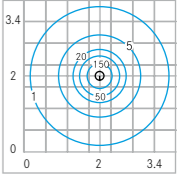
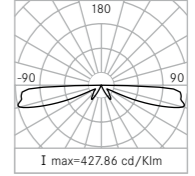




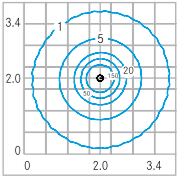
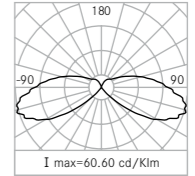
06PY1192_
LED 8x1W 350 mA 690 lm 3000 K 



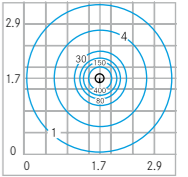
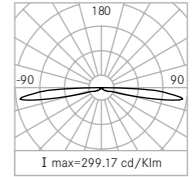
06PY1102_
LED 8x1W 350 mA 745 lm 4000 K 



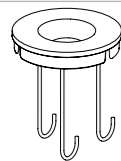
06PY1AAE_
FCE 23W E27 1600 lm 3000 K CL



06PY1CIE_
MT 20W GU6,5 1615 lm 3000 K CRL



Accessories



Kit metal anchors

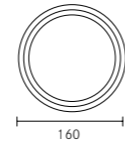
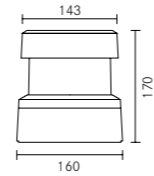
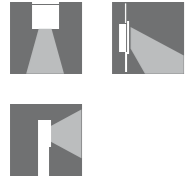
06PY998X0





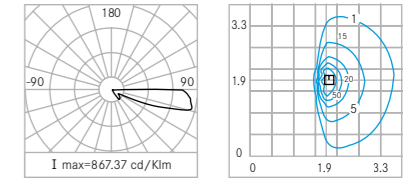
In order to define the colour of the fitting, replace “_” in the codes with



A = grey RAL 9006

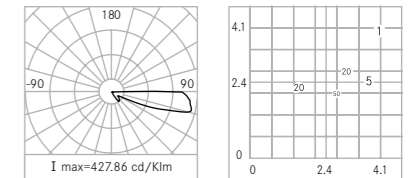
C = sablé 100 Noir



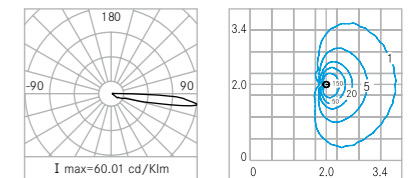
06PY2192_						
LED	8x1W	350 mA	690 lm	3000 K		




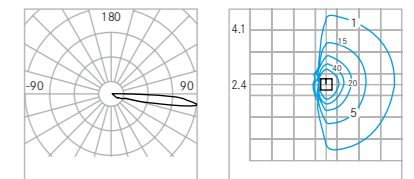
06PY2102_						
LED	8x1W	350 mA	745 lm	4000 K		





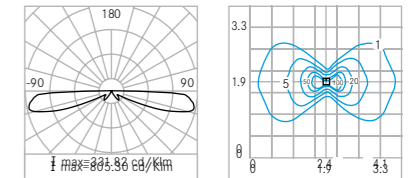
06PY2AAB_						
FCE	23W	E27	1600 lm	4000 K	CL	





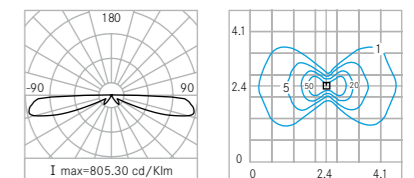
06PY2CIB_						
MT	20W	GU6,5	1615 lm	3000 K	CRL	




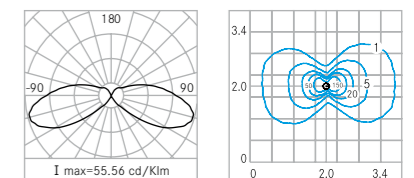
06PY3192_						
LED	8x1W	350 mA	690 lm	3000 K		




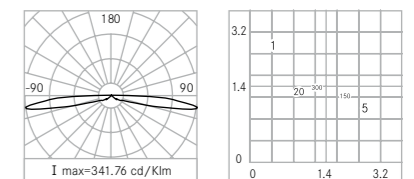
06PY3102_						
LED	8x1W	350 mA	745 lm	4000 K		



06PY3AAO_						
FCE	23W	E27	1600 lm	4000 K	CL	



06PY3CIO_						
MT	20W	GU6,5	1615 lm	3000 K	CRL	



In order to define the colour of the fitting, replace “_” in the codes with

- A = grey RAL 9006
- C = sablé 100 Noir

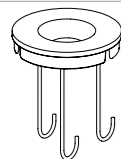


2 x 90°




180°

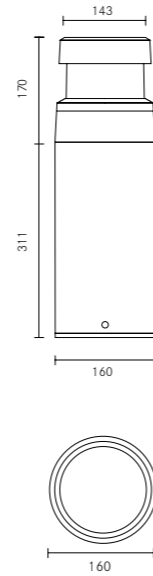
Accessories





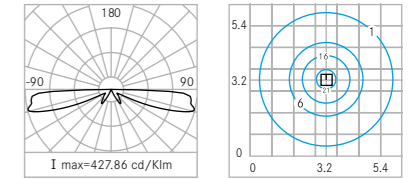
Kit metal anchors



06PY998X0

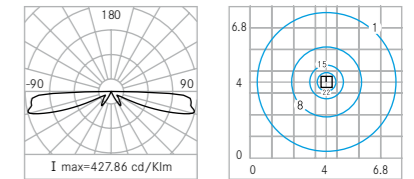




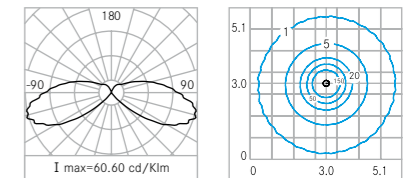
06PY1192_A						
LED	8x1W	350 mA	690 lm	3000 K		



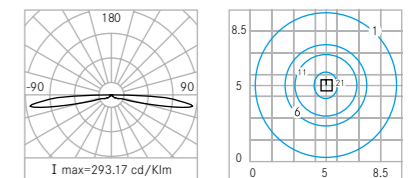
06PY1102_A						
LED	8x1W	350 mA	745 lm	4000 K		



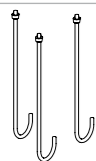
06PY1AAE_A						
FCE	23W	E27	1600 lm	4000 K	CL	



06PY1CIE_A						
MT	20W	GU6,5	1615 lm	3000 K	CRL	



Accessories



Kit metal anchors

06PY999X0



In order to define the colour of the fitting, replace “_” in the codes with

A = grey RAL 9006

C = sablé 100 Noir

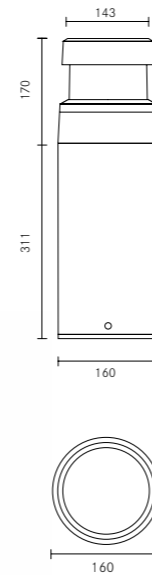
1m version on request



2 x 90°



180°

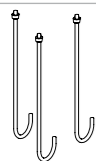


180°



2 x 90°

Accessories



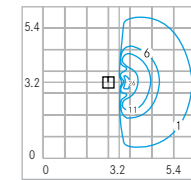
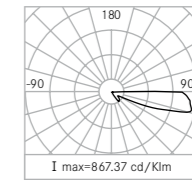
Kit metal anchors

06PY999X0



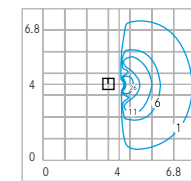
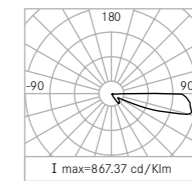
06PY2192_A

LED	8x1W	350 mA	690 lm	3000 K	
-----	------	--------	--------	--------	--



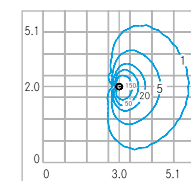
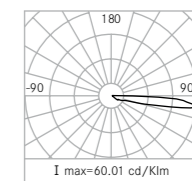
06PY2102_A

LED	8x1W	350 mA	745 lm	4000 K	
-----	------	--------	--------	--------	--



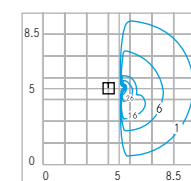
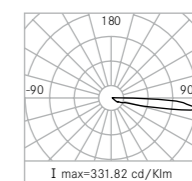
06PY2AAB_A

FCE	23W	E27	1600 lm	4000 K	CL
-----	-----	-----	---------	--------	----



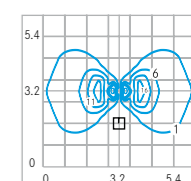
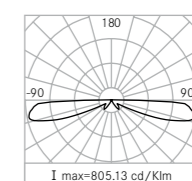
06PY2CIB_A

MT	20W	GU6,5	1615 lm	3000 K	CRL
----	-----	-------	---------	--------	-----



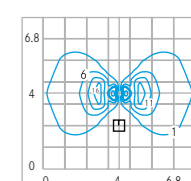
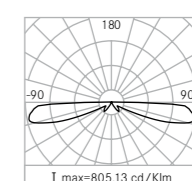
06PY3192_A

LED	8x1W	350 mA	690 lm	3000 K	
-----	------	--------	--------	--------	--



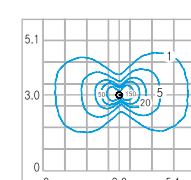
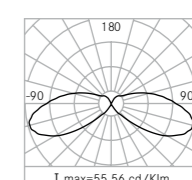
06PY3102_A

LED	8x1W	350 mA	745 lm	4000 K	
-----	------	--------	--------	--------	--



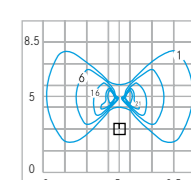
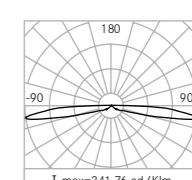
06PY3AAO_A

FCE	23W	E27	1600 lm	4000 K	CL
-----	-----	-----	---------	--------	----



06PY3CIO_A

MT	20W	GU6,5	1615 lm	3000 K	CRL
----	-----	-------	---------	--------	-----



In order to define the colour of the fitting, replace “_” in the codes with

A = grey RAL 9006

C = sablé 100 Noir

1m version on request





**HIGHWAY
COMPONENTS**
Pride in Quality. Passion for Service.



Highway Components Limited
Kirkby Parks Farm
Selston
Nottinghamshire
NG16 6BG

www.highwaycomponents.co.uk
enquiries@highwaycomponents.co.uk
01773 431970